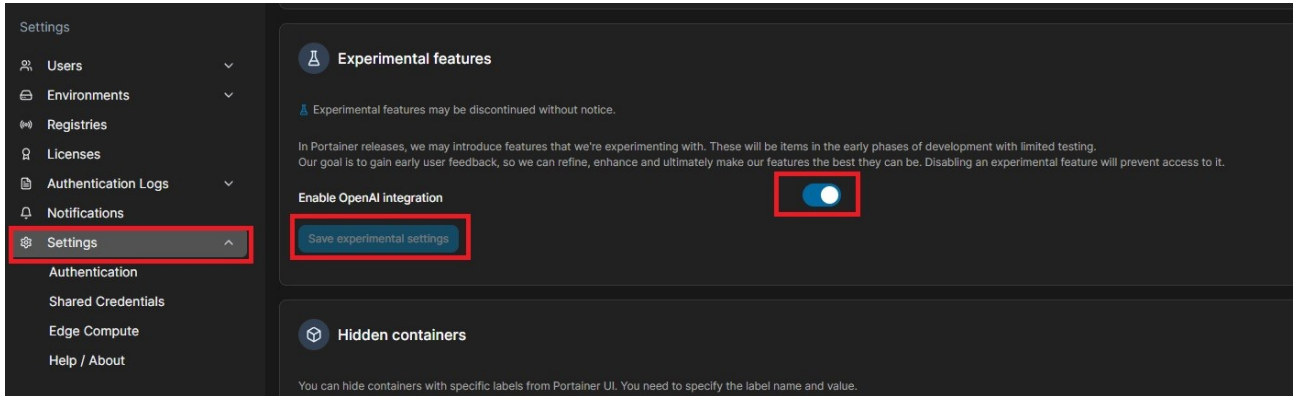


Open AI (ChatGPT 3.5) 연동

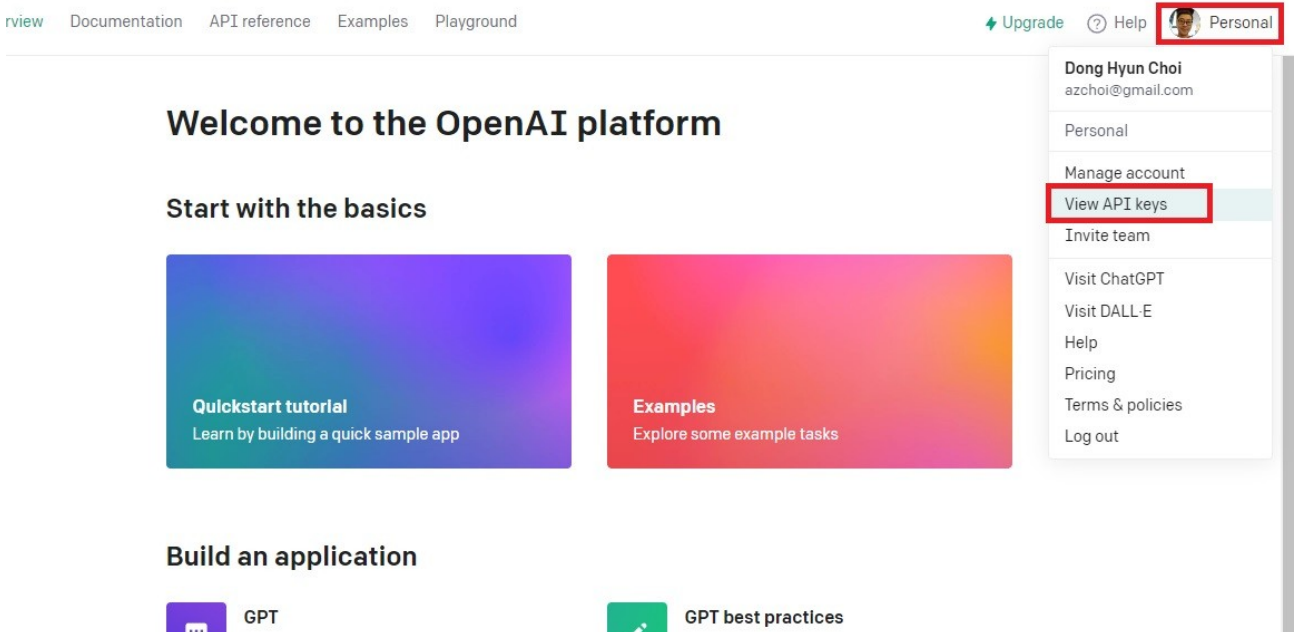
⚠ 이 기능은 "**Business Edition**"에서만 지원 됩니다.

"Setting > Experimental features > Enable OpenAI integration"을 활성화하고, "Save Experimental Settings"를 누릅니다.



Open AI에서 API Key를 발급 받아야 합니다.

API Key가 없다면 "<https://platform.openai.com/>"에 들어가 "Personal > View API keys"로 이동 합니다.



"API keys"에서 "Create new secret key"를 눌러 API Key를 발급 받습니다.

API keys

Your secret API keys are listed below. Please note that we do not display your secret API keys again after you generate them.

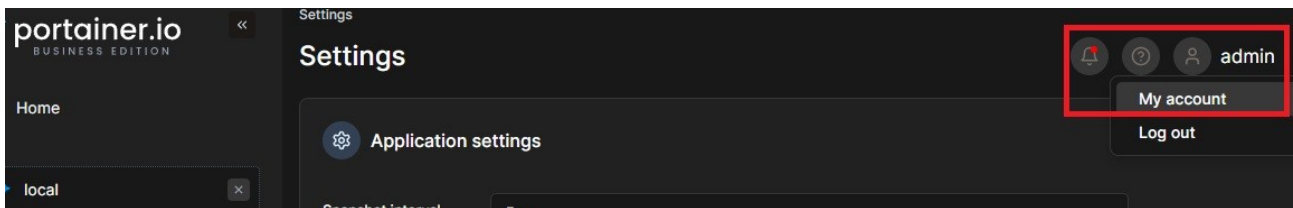
Do not share your API key with others, or expose it in the browser or other client-side code. In order to protect the security of your account, OpenAI may also automatically rotate any API key that we've found has leaked publicly.

NAME	KEY	CREATED	LAST USED ⓘ	
dhc		2023년 5월 31일	2023년 5월 31일	 
port				 

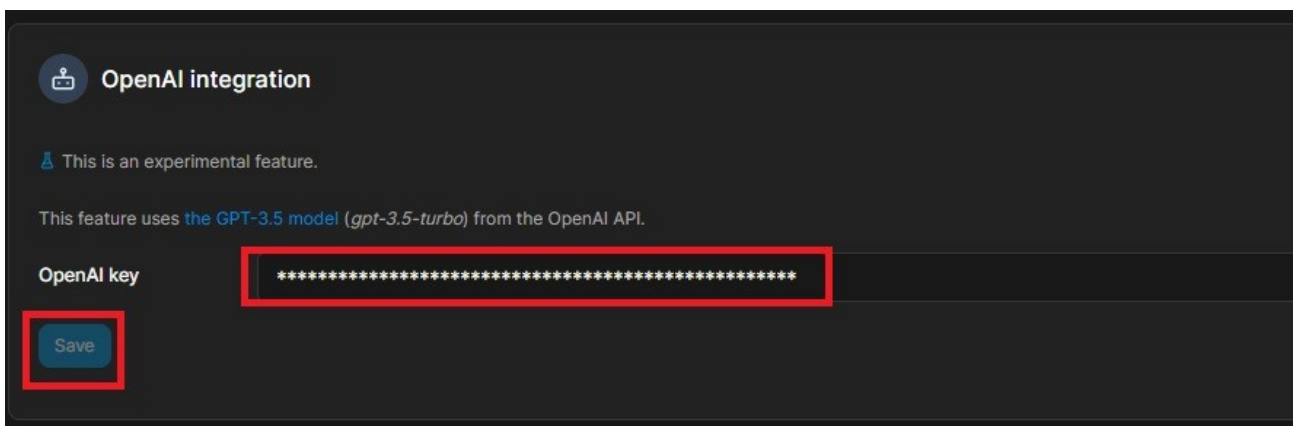
+ Create new secret key

⚠ 발급된 API Key는 발급시만 조회 가능하고 이후 Key값 재조회가 불가 합니다. 지속 사용하실거라면 반드시 메모장 같은곳에 메모해 두세요.

Portainer의 "Admin > My account"로 이동 합니다.



"Open AI intergration"에 발급받은 Open AI API를 넣어주고 "Save"를 누릅니다.



설정이 완료됐으면 아래와 같이 사용 가능합니다.

하단 위측을 보면 아래 사진과 같은 아이콘이 나옵니다. 이 부분을 클릭하면 Chatbot 창으로 연결 됩니다.

NAVER

Portainer | local

docker.dhcloud.me/#/Z/docker/containers

portainer.io

BUSINESS EDITION

Home

local

Dashboard

App Templates

Stacks

Containers

Images

Networks

Volumes

Events

Host

Settings

Users

Environments

Registries

Licenses

Authentication Logs

Notifications

Settings

© Portainer Business Edition 2.18.3

Containers

Container list

admin

Containers

Search...

Start

Stop

Kill

Restart

Pause

Resume

Remove

Add container

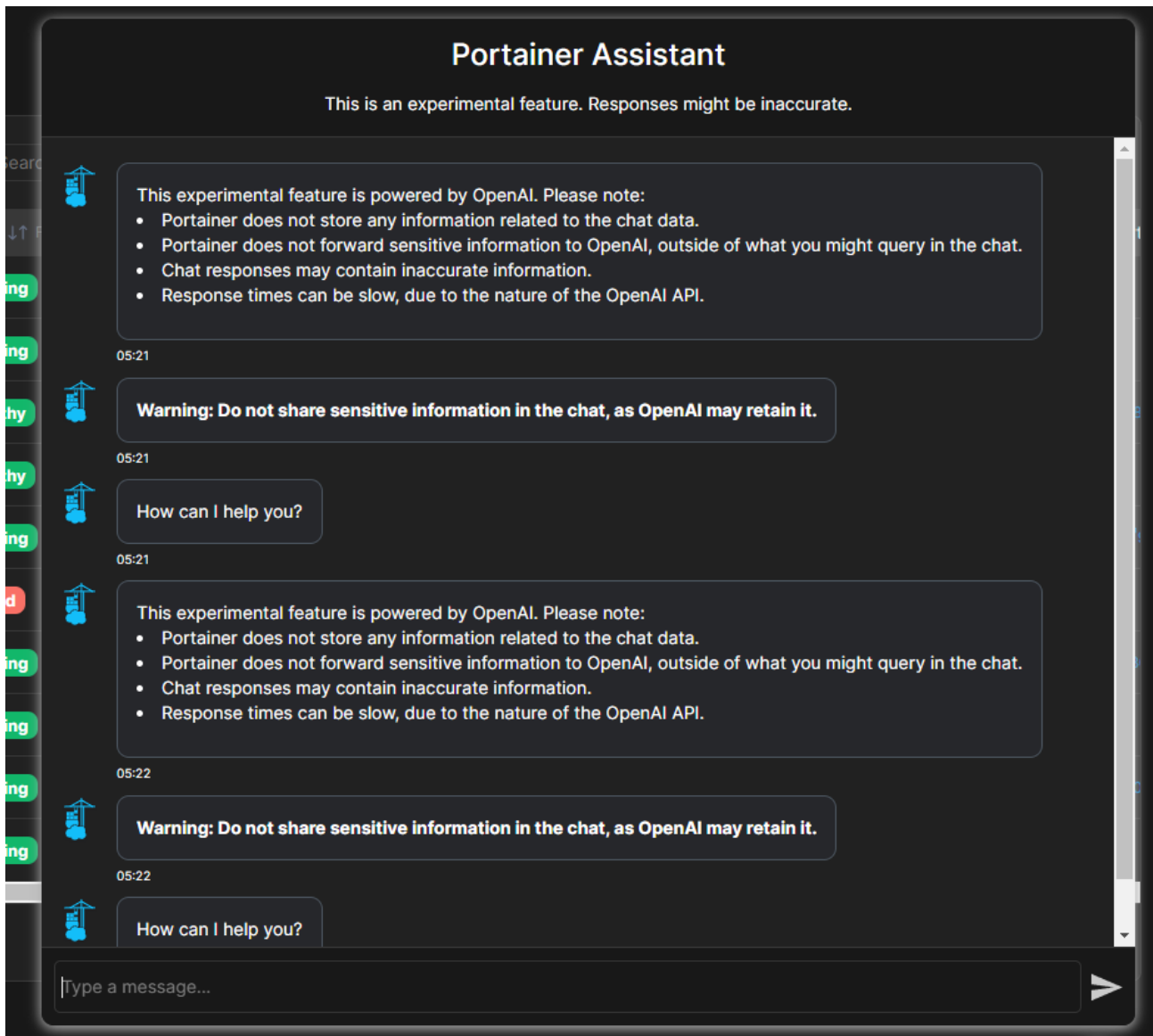
Name	State	Quick Actions	Stack	Image	Created	IP Address	Published Port
svenihoney-wetty	running	<div></div>	-	svenihoney/wetty:latest	2023-03-16 17:50:44	172.17.0.2	3374:3000
data_watchtower_1	running	<div></div>	data	containrrr/watchtower	2023-03-16 17:56:54	172.19.0.5	-
vaultwarden-server	healthy	<div></div>	-	vaultwarden/server:latest	2023-04-04 00:03:04	172.17.0.3	3012:3012
data_transmission-openvpn_1	healthy	<div></div>	data	haugene/transmission-openvpn:latest	2023-04-17 18:20:40	172.19.0.2	9091:9091
portainer	running	<div></div>	-	portainer/portainer-ee:latest	2023-05-23 13:43:30	172.17.0.4	8000:8000
firefox	exited	<div></div>	-	jlesage/firefox	2023-05-28 08:23:35	-	-
nginx-proxy-manager	running	<div></div>	data	jc21/nginx-proxy-manager:latest	2023-05-28 11:42:31	172.19.0.4	8443:443
redis	running	<div></div>	-	redis:latest	2023-06-15 10:09:13	172.17.0.6	6379:6379
grafana	running	<div></div>	-	alHazmy13/telegraf-influxdb-grafana:latest	2023-06-19 12:00:18	172.17.0.5	5514:514
nextcloud	running	<div></div>	-	lscr.io/linuxserver/nextcloud:latest	2023-06-26 09:53:31	172.17.0.7	8888:443

Items per page

10

1

2



🔄버전 #6

★생성 30 6월 2023 04:49:53, DH Choi

✎수정 12 12월 2023 07:08:02, Admin